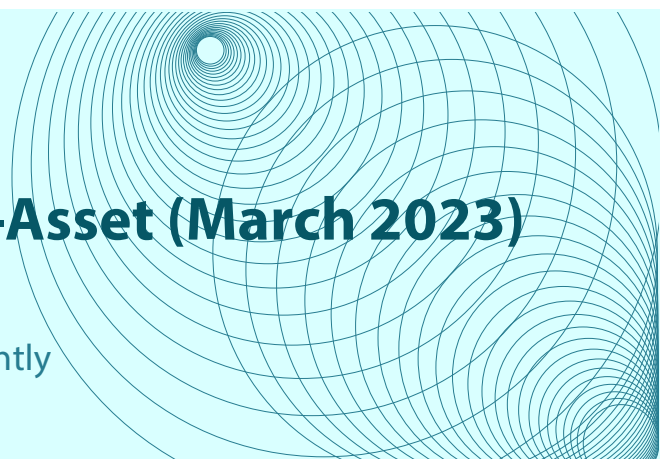


Balancing Act

Monthly Insights: Global Multi-Asset (March 2023)

Market narratives shifting ever more quickly and violently



By the Multi-Asset Team
22 March 2023

Snapshot

Investors have been dealing with elevated volatility in asset prices since the pandemic began. A contributing factor that continues to muddy the waters has been the volatility in economic data due to COVID-led distortions. In more recent months, particularly in the US, unseasonal weather patterns have made reading the economic tea leaves even more difficult. US bond yields initially fell in January as data for December 2022 was weaker than expected, but they soon reversed course as stronger-than-expected data followed in February. Asian equities and commodities also sagged; this was partly a normal correction but it was also due to some concern that China demand may be slow to improve despite the country's easing and stimulus.

Once again, market narratives have been shifting ever more quickly and violently, but the outlook is largely unchanged—US growth is slowing while demand is likely to gather momentum in China and the beneficiaries of China demand across Asia and in parts of Europe. Indeed, this dichotomy was on show as markets began to price this in early March after weak US retail numbers and a very strong China purchasing managers index (PMI).

We continue to watch the US dollar very closely as an indicator of global growth prospects and its recent strength does give us pause. However, the chief driver of the recent uptrend was largely driven by strong economic data in the US, initiated by an outsized January payrolls number leading to a strong repricing of the terminal rate to the upside and a growing belief that rates will stay higher for longer. The dollar was due for a relief rally given the fast pace of its decline since October 2022. But we believe its longer-term trajectory will ultimately turn to weakness as a reflection of better relative growth prospects outside of the US while also supporting global growth overall.

Cross-asset¹

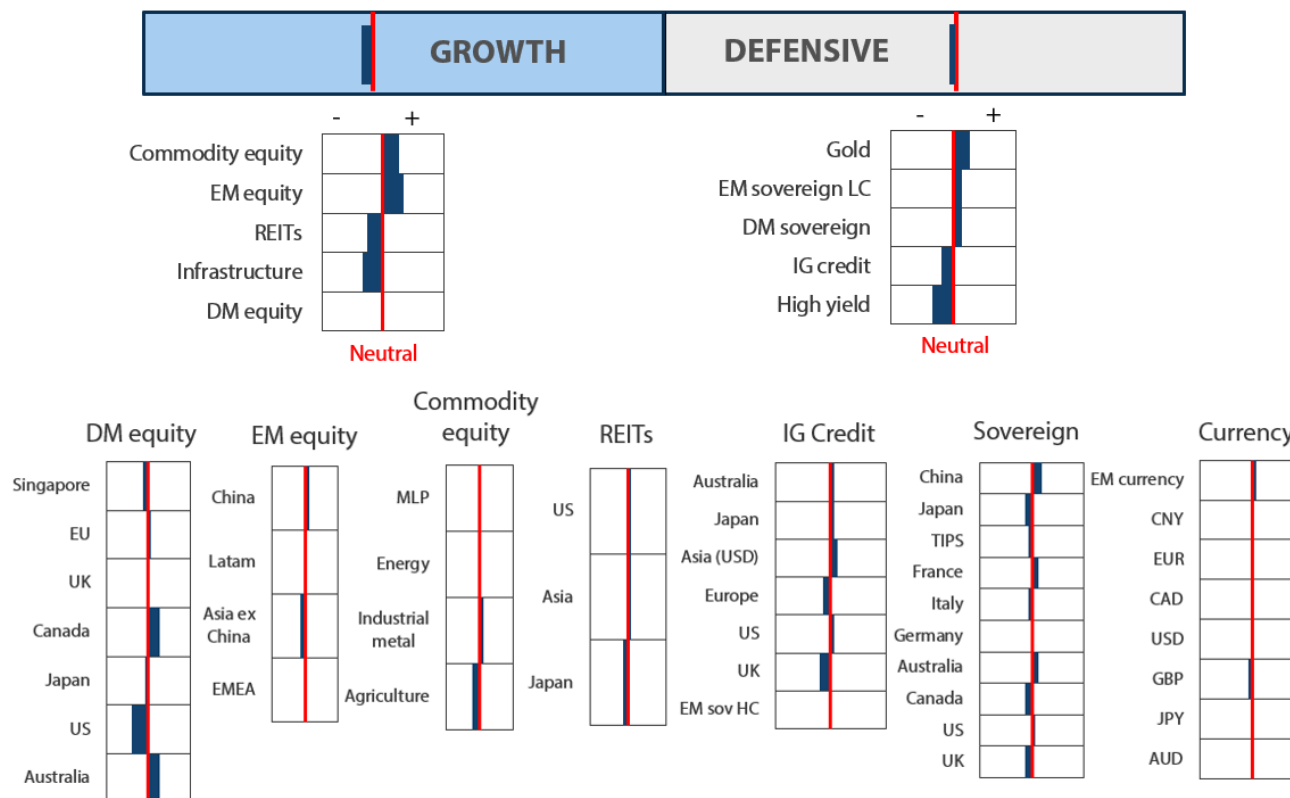
Our underweight views on both growth and defensive assets were unchanged this month. Markets seem quite polarised with roughly equal shares of bulls and bears ready to pounce on any new data that supports their view. This has led to persistent volatility as economic data is difficult to predict while COVID distortions are still playing a role. This month, US activity data came in stronger than expected and failed to show the weaker demand that markets have been expecting just a few weeks ago.

Bond bears have taken the lead with a “higher for longer” narrative, causing both growth and defensive assets to waver. Despite the narrative twists and turns, central bank policy is likely to do its job in terms of quelling demand and facilitate a fall in inflation, but it could take time. Markets may worry that “higher for longer” may mean a deeper recession. However, our base case is that the strength of private sector balance sheets will help guard against a deeper recession.

Within growth, we decreased developed market (DM) equities given the strength of the January rally that seemed overdone and we favour emerging markets (EM) and commodity-linked equities that likely have better growth prospects ahead. Within defensives, we maintained our positions. We still favour DM sovereigns and gold over credit, where demand headwinds are yet to negatively impact credit quality.

¹ The Multi Asset team's cross-asset views are expressed at three different levels: (1) growth versus defensive, (2) cross asset within growth and defensive assets, and (3) relative asset views within each asset class. These levels describe our research and intuition that asset classes behave similarly or disparately in predictable ways, such that cross-asset scoring makes sense and ultimately leads to more deliberate and robust portfolio construction.

Asset Class Hierarchy (Team View²)



²The asset classes or sectors mentioned herein are a reflection of the portfolio manager's current view of the investment strategies taken on behalf of the portfolio managed. The research framework is divided into 3 levels of analysis. The scores presented reflect the team's view of each asset relative to others in its asset class. Scores within each asset class will average to neutral, with the exception of Commodity. These comments should not be constituted as an investment research or recommendation advice. Any prediction, projection or forecast on sectors, the economy and/or the market trends is not necessarily indicative of their future state or likely performances.

Research views

Growth assets

China demand looks to be picking up, evidenced by increased mobility and an impressive bounce in PMI numbers. However, markets have stubbornly stayed weak as a function of some disappointment in economic growth targets in early March; this perhaps suggests that stimulus was less than anticipated and may also be a reflection of concerns over re-emerging US-China geopolitical tensions. An immediate geopolitical crisis nor a significant impediment to China's recovery do not appear to be on hand, but the confluence of these dynamics does sour risk sentiment—particularly for foreign investors. China is still attractive in the context of valuations and better earnings prospects, but it bears a close watch for any increase in geopolitical tensions to further weigh on risk appetite.

The US equity market is contending stubbornly with high services inflation on the back of a still robust labour market. Now, with the collapse of Silicon Valley Bank (SVB), potential systemic risks have suddenly been brought to the fore. Namely, US regional banks look vulnerable to poorly managed balance sheets that were vulnerable to rising long-term rates. While the US Federal Reserve (Fed) back-stopped the banks' balance sheets, averting a potential run on regional banks, the ongoing residual stress of regional bank outflows does have the potential to set a negative feedback loop tightening credit conditions that adversely impacts demand.

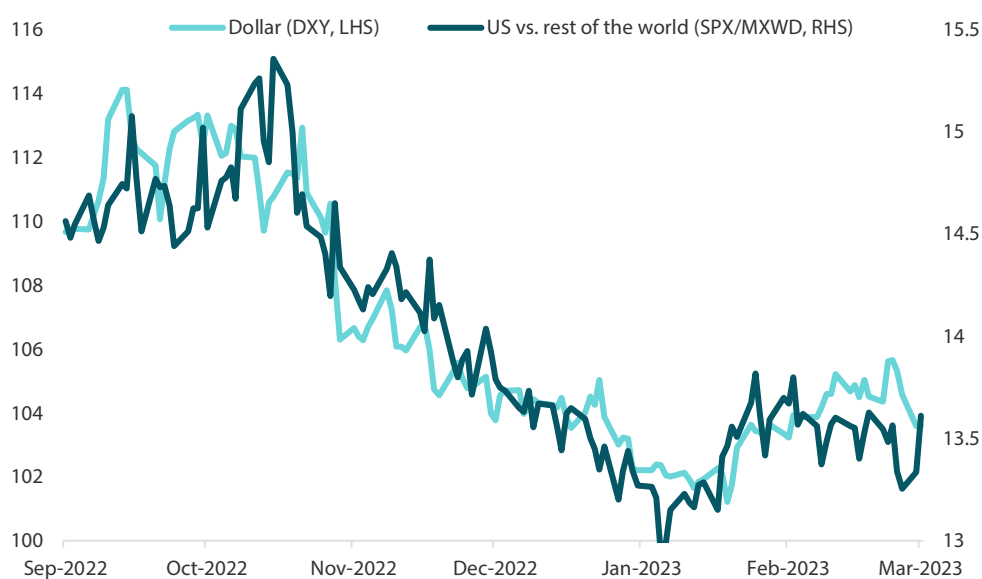
The macro and risk environment remains extremely fluid and fast moving. While we developed our research scores not long ago printed in the earlier pages of this note, we take into account current conditions to be more negative on growth over the near-term, reducing equity exposure.

Reassessing growth risks

2023 started off with a bang, with virtually all equity markets driven into positive territory in January on the back of renewed optimism concerning a US soft landing, China's re-opening transitioning to a recovery and European growth potentially on the rebound for having averted a winter energy crisis while seeing improving demand from China. We were sceptical of the US achieving a "goldilocks, no landing" scenario implying softer inflation without a recession, which will allow the Fed to ease rates later in the year. But we were and still are believers in China's re-opening story benefiting not just the country but also the beneficiaries of its demand including Asia and beyond.

We were not alone in anticipating this growth story, which was also supported by a weaker dollar implying better growth conditions where geographies outside the US typically benefit the most. Equities in the rest of the world did indeed outperform US equities as dollar weakness continued from late October 2022 (also the peak in UST yields) into early February. The revival in dollar strength seems more of a correction given the precipitous decline during the fourth quarter—lifting US equities over the rest of the world. However, dollar strength does give pause when considering prospects for global growth.

Chart 1: Dollar compared to S&P500 vs rest of the world



Source: Bloomberg, March 2023

The dollar has generally been following long-term yields, which both surged in early February following an exceptionally strong US payroll data. The surge continued throughout the month on the back of other relatively strong indicators. We have noted this dynamic in previous writings, ascribing the stronger data at least partially to still highly volatile data that has continued since COVID struck. This is still true, but so far March data has done little to unwind the sense of surprising resiliency in the labour market coupled with stickier inflation than originally hoped.

Add to this quotient of US economic strength a situation in which regional US banks come under strain from rising long-term yields and triggering significant marked-to-market balance sheet deterioration. This does not constitute systemic a "break", particularly given the Fed's backstop. But it does shine a light into stresses in the system that potentially introduce new economic headwinds in the form of tighter credit conditions on account of continued withdrawals from other regional banks that hinder credit supply.

The China recovery story is still convincing, but possibly deeper headwinds to US growth is an offset to improving global demand elsewhere. We remain constructive on the global growth prospects for 2023, but risks to this thesis are rising. Coupled with the ongoing Russia-Ukraine war and elevated tensions between the US and China, we remain cautious over the near-term.

Conviction views on growth assets

- Cautious on global equities: Near-term, we remain cautious on global equities given elevated levels of uncertainty concerning systemic stresses in US regional banks while economic data has failed to give the Fed reason to pause in pressing forward with monetary tightening. Coupled with elevated geopolitical stresses from Russia-Ukraine to US-China, for now it is prudent to remain cautious with respect to overall equity exposure.
- Watch the dollar: Somewhat unusually, the dollar weakened in the wake of the SVB value, which is usually a source of strength in a “risk off” environment. This time around, the overpowering driver was the strong compression in rates expectations. However, the outlook is less clear and still data dependent, revolving around US economic indicators and the potential emergence of stress in regional banks or elsewhere. While the dollar would likely weaken if rate expectations declined, deepening concerns about global growth would be expected to lead to further dollar strength. In our view the direction of the dollar is a clear signpost for growth expectations ahead, which we watch very closely.

Defensive assets

We maintain our positive view on sovereign bonds this month. Returns have completed a round trip from a positive start in January back to slightly negative for the year. The roller coaster is reflective of volatile economic data and the swings in narrative between firmly held views expecting higher rates and lower rates. For our part, we expect the more bond-supportive themes of falling inflation and weakening growth data to win out in coming months. While DM rates are likely to remain volatile, EM sovereign bonds also offer attractive opportunities. EM central banks are more likely to cut rates later in 2023 amid declining inflation pressures.

The positive risk sentiment that greeted 2023 has waned in recent weeks and credit spreads have halted their tightening. Growth in the dollar-bloc economies has proved resilient but Europe and the UK are notably softer. Tighter monetary policy impacts economies with a lag so we expect the economic headwinds to grow steadily in the coming quarters, making trading conditions difficult for companies. While credit quality remains robust across the ratings spectrum, we remain cautious on corporate bonds ahead of a potential global slowdown.

We maintain our constructive view on gold at the top of our hierarchy of defensive assets. The disinflation process has proven to be bumpy with the recent bout of strong US data strength pressuring both rates and the dollar higher, creating headwinds for gold. However, growth prospects are improving outside of the US as China reopens, reducing demand for dollars and lending support to gold.

Dollar-bloc central bank divergence

In March 2020, the Fed, the Bank of Canada (BOC) and the Reserve Bank of Australia (RBA) lowered their respective bank target rates to near 0%. Two years later, these central banks began to remove their monetary policy accommodation in earnest. The Fed and the BOC moved aggressively, and in lockstep, to begin raising their target rates in March 2022, followed by the RBA a few months later. All these central banks were responding at the time to the sudden economic disruptions presented by the pandemic but as we approach the late innings of this tightening cycle, their approaches have begun to deviate.

Table 1 shows three important economic statistics for the US, Canada and Australia. GDP growth in all three countries were near or below trend in 2022. US growth was the weakest over the year but its growth improved in 4Q 2022 relative to the other two. On inflation, there was a wide range with Australia having the highest core inflation and Canada the lowest. The unemployment rate was historically low in all three countries, but it is also interesting to consider the change from pre-pandemic levels. Employment is certainly strong across the board but unemployment in the US and Canada is only similar to pre-pandemic levels, while Australia is significantly stronger.

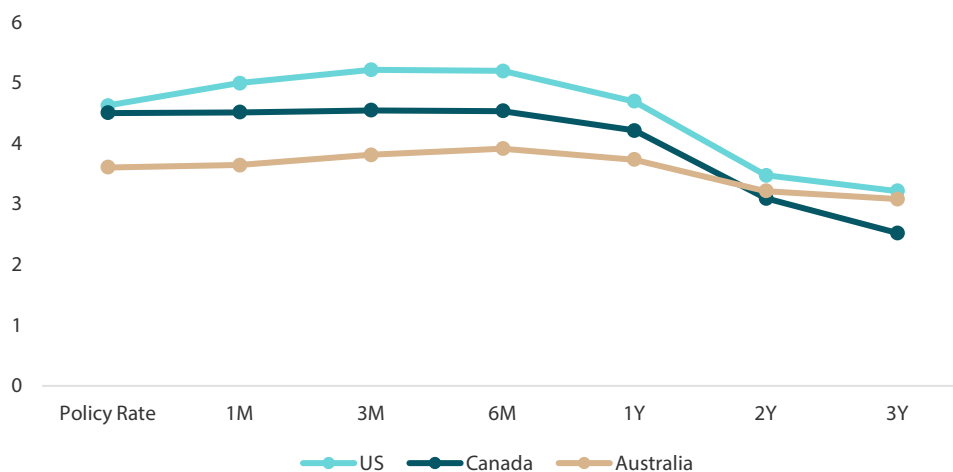
Table 1: Dollar-bloc economic statistics

	GDP	CPI (ex. Food/Energy)	Unemployment Rate		
	2022	Year to 31/1/23	Jan-23	Jan-20	Chg.
US	0.9%	5.6%	3.4%	3.50%	-0.1%
Canada	2.3%	4.9%	5.0%	5.5%	-0.5%
Australia	2.7%	7.1%	3.7%	5.3%	-1.6%

Source: Bloomberg, March 2023

The point we draw from taking this high-level review of the economic climates in these three dollar-bloc countries is that the circumstances facing their respective central banks are quite similar. All three are experiencing tepid GDP growth, high core inflation and historically low unemployment. Given this backdrop, we might expect the central banks to be employing similar monetary policy strategies. While that has certainly been the case so far, the Fed’s strategy today is to continue pushing its target rate higher over the next six months. Conversely, the BOC has already signalled a pause in its tightening campaign and the market expects one more 25-bps rise from the RBA before it also pauses. Chart 2 shows the market implied path for target rates for each of the Fed, BOC and RBA.

Chart 2: Market’s implied central bank rate paths



Source: Bloomberg, March 2023

It is these late stages of a rate hike cycle when the risks of tightening too much begins to rise. From past cycles we observe that changes in a central bank’s policy rate impacts its economy with a lag. Given this lack of an immediate response, the risk of oversteering on rates is very real. When we compare the expected rate changes yet to come from these three central banks, all facing similar economic backdrops, it is the Fed which appears most at risk of overtightening. Conversely, the BOC and RBA seem to be most at risk of not tightening enough. For our part, we think that the less aggressive rate profiles expected from the BOC and the RBA are taking better account of the potential impact on growth and inflation from past rate hikes. It is the Fed that we fear is likely to raise rates too high in this cycle, should it deliver on its “higher for longer” strategy.

Conviction views on defensive assets

- Prefer sovereigns over credit: The late stages of central bank tightening cycles are generally not kind to credit spreads and credit quality. Therefore, we prefer sovereign bond exposures.
- Gold can continue to perform: The twin headwinds of rising real yields and a stronger dollar are fast receding, and safe-haven interest is rising, fuelling support for gold prices.

Process

In-house research to understand the key drivers of return:

Valuation	Momentum	Macro
Quant models to assess relative value	Quant models to measure asset momentum over the medium term	Analyse macro cycles with tested correlation to asset
Example for equity use 5Y CAPE, P/B & ROE	Used to inform valuation model	Monetary policy, fiscal policy, consumer, earnings & liquidity cycles
Example		
+	N	N
Final Score +		

Important information: This document is prepared by Nikko Asset Management Co., Ltd. and/or its affiliates (Nikko AM) and is for distribution only under such circumstances as may be permitted by applicable laws. This document does not constitute personal investment advice or a personal recommendation and it does not consider in any way the objectives, financial situation or needs of any recipients. All recipients are recommended to consult with their independent tax, financial and legal advisers prior to any investment.

This document is for information purposes only and is not intended to be an offer, or a solicitation of an offer, to buy or sell any investments or participate in any trading strategy. Moreover, the information in this document will not affect Nikko AM's investment strategy in any way. The information and opinions in this document have been derived from or reached from sources believed in good faith to be reliable but have not been independently verified. Nikko AM makes no guarantee, representation or warranty, express or implied, and accepts no responsibility or liability for the accuracy or completeness of this document. No reliance should be placed on any assumptions, forecasts, projections, estimates or prospects contained within this document. This document should not be regarded by recipients as a substitute for the exercise of their own judgment. Opinions stated in this document may change without notice.

In any investment, past performance is neither an indication nor guarantee of future performance and a loss of capital may occur. Estimates of future performance are based on assumptions that may not be realised. Investors should be able to withstand the loss of any principal investment. The mention of individual securities, sectors, regions or countries within this document does not imply a recommendation to buy or sell.

Nikko AM accepts no liability whatsoever for any loss or damage of any kind arising out of the use of all or any part of this document, provided that nothing herein excludes or restricts any liability of Nikko AM under applicable regulatory rules or requirements.

All information contained in this document is solely for the attention and use of the intended recipients. Any use beyond that intended by Nikko AM is strictly prohibited.

Japan: The information contained in this document pertaining specifically to the investment products is not directed at persons in Japan nor is it intended for distribution to persons in Japan. Registration Number: Director of the Kanto Local Finance Bureau (Financial Instruments firms) No. 368 Member Associations: The Investment Trusts Association, Japan/Japan Investment Advisers Association.

United Kingdom: This document is communicated by Nikko Asset Management Europe Ltd, which is authorised and regulated in the United Kingdom by the Financial Conduct Authority (the FCA) (FRN 122084). This document constitutes a financial promotion for the purposes of the Financial Services and Markets Act 2000 (as amended) (FSMA) and the rules of the FCA in the United Kingdom, and is directed at professional clients as defined in the FCA Handbook of Rules and Guidance.

Luxembourg and Germany: This document is communicated by Nikko Asset Management Luxembourg S.A., which is authorised and regulated in the Grand Duchy of Luxembourg by the Commission de Surveillance du Secteur Financier (the CSSF) as a management company authorised under Chapter 15 of the Law of 17 December 2010 (No S00000717) and as an alternative investment fund manager according to the Law of 12 July 2013 (No. A00002630).

United States: This document may not be duplicated, quoted, discussed or otherwise shared without prior consent. Any offering or distribution of a Fund in the United States may only be conducted via a licensed and registered broker-dealer or a duly qualified entity. Nikko Asset Management Americas, Inc. is a United States Registered Investment Adviser.

Singapore: This document is for information to institutional investors as defined in the Securities and Futures Act (Chapter 289), and intermediaries only. Nikko Asset Management Asia Limited (Co. Reg. No. 198202562H) is regulated by the Monetary Authority of Singapore.

Hong Kong: This document is for information to professional investors as defined in the Securities and Futures Ordinance, and intermediaries only. The contents of this document have not been reviewed by the Securities and Futures Commission or any regulatory authority in Hong Kong. Nikko Asset Management Hong Kong Limited is a licensed corporation in Hong Kong.

New Zealand: This document is issued in New Zealand by Nikko Asset Management New Zealand Limited (Company No. 606057, FSP22562). It is for the use of wholesale clients, researchers, licensed financial advisers and their authorised representatives only.

Kingdom of Bahrain: The document has not been approved by the Central Bank of Bahrain which takes no responsibility for its contents. No offer to the public to purchase the Strategy will be made in the Kingdom of Bahrain and this document is intended to be read by the addressee only and must not be passed to, issued to, or shown to the public generally.

Kuwait: This document is not for general circulation to the public in Kuwait. The Strategy has not been licensed for offering in Kuwait by the Kuwaiti Capital Markets Authority or any other relevant Kuwaiti government agency. The offering of the Strategy in Kuwait on the basis a private placement or public offering is, therefore, restricted in accordance with Decree Law No. 7 of 2010 and the bylaws thereto (as amended). No private or public offering of the Strategy is being made in Kuwait, and no agreement relating to the sale of the Strategy will be concluded in Kuwait. No marketing or solicitation or inducement activities are being used to offer or market the Strategy in Kuwait.

Kingdom of Saudi Arabia: This document is communicated by Nikko Asset Management Europe Ltd (Nikko AME), which is authorised and regulated by the Financial Services and Markets Act 2000 (as amended) (FSMA) and the rules of the Financial Conduct Authority (the FCA) in the United Kingdom (the FCA Rules). This document should not be reproduced, redistributed, or sent directly or indirectly to any other party or published in full or in part for any purpose whatsoever without a prior written permission from Nikko AME.

This document does not constitute investment advice or a personal recommendation and does not consider in any way the suitability or appropriateness of the subject matter for the individual circumstances of any recipient. In providing a person with this document, Nikko AME is not treating that person as a client for the purposes of the FCA Rules other than those relating to financial promotion and that person will not therefore benefit from any protections that would be available to such clients.

Nikko AME and its associates and/or its or their officers, directors or employees may have or have had positions or material interests, may at any time make purchases and/or sales as principal or agent, may provide or have provided corporate finance services to issuers or may provide or have provided significant advice or investment services in any investments referred to in this document or in related investments. Relevant confidential information, if any, known within any company in the Nikko AM group or Sumitomo Mitsui Trust Holdings group and not available to Nikko AME because of regulations or internal procedure is not reflected in this document. The investments mentioned in this document may not be eligible for sale in some states or countries, and they may not be suitable for all types of investors.

Oman: The information contained in this document neither constitutes a public offer of securities in the Sultanate of Oman as contemplated by the Commercial companies law of Oman (Royal decree 4/74) or the Capital Markets Law of Oman (Royal Decree 80/98), nor does it constitute an offer to sell, or the solicitation of any offer to buy non-Omani securities in the Sultanate of Oman as contemplated by Article 139 of the Executive Regulations to the Capital Market law (issued by Decision No. 1/2009). This document is not intended to lead to the conclusion of any contract of whatsoever nature within the territory of the Sultanate of Oman.

Qatar (excluding QFC): The Strategies are only being offered to a limited number of investors who are willing and able to conduct an independent investigation of the risks involved in an investment in such Strategies. The document does not constitute an offer to the public and should not be reproduced, redistributed, or sent directly or indirectly to any other party or published in full or in part for any purpose whatsoever without a prior written permission from Nikko Asset Management Europe Ltd (Nikko AME). No transaction will be concluded in your jurisdiction and any inquiries regarding the Strategies should be made to Nikko AME.

United Arab Emirates (excluding DIFC): This document and the information contained herein, do not constitute, and is not intended to constitute, a public offer of securities in the United Arab Emirates and accordingly should not be construed as such. The Strategy is only being offered to a limited number of investors in the UAE who are (a) willing and able to conduct an independent investigation of the risks involved in an investment in such Strategy, and (b) upon their specific request. The Strategy has not been approved by or licensed or registered with the UAE Central Bank, the Securities and Commodities Authority or any other relevant licensing authorities or governmental agencies in the UAE. This document is for the use of the named addressee only and should not be given or shown to any other person (other than employees, agents or consultants in connection with the addressee's consideration thereof). No transaction will be concluded in the UAE and any inquiries regarding the Strategy should be made to Nikko Asset Management Europe Ltd.

Republic of Korea: This document is being provided for general information purposes only, and shall not, and under no circumstances is, to be construed as, an offering of financial investment products or services. Nikko AM is not making any representation with respect to the eligibility of any person to acquire any financial investment product or service. The offering and sale of any financial investment product is subject to the applicable regulations of the Republic of Korea. Any interests in a fund or collective investment scheme shall be sold after such fund is registered under the private placement registration regime in accordance with the applicable regulations of the Republic of Korea, and the offering of such registered fund shall be conducted only through a locally licensed distributor.