

# Global Equity Quarterly Q1 2023

Reappraising our conviction positions on energy,  
healthcare and technology

By the Global Equity Team  
June 2023

## Global equity investment philosophy

Our philosophy is centred on the search for “Future Quality” in a company. Future Quality companies are those that we believe will attain and sustain high returns on investment. ESG considerations are integral to Future Quality investing as good companies make for good investment. The four pillars we use to assess the Future Quality characteristics of an investment are:

**Franchise** - does the company have a sustainable competitive advantage?

**Management** - does the company make sound strategic and capital allocation decisions?

**Balance Sheet** - is growth appropriately financed?

**Valuation** - are the company's prospects under-appreciated by the market?

We believe that investing in Future Quality companies will lead to outperformance over the full market cycle. Our strategy is based on fundamental, bottom-up research therefore sector and country allocations are a function of stock selection. The Global Equity strategy is a concentrated, high conviction portfolio with a high active share ratio.

## Market outlook

We will use this month's outlook to reappraise our conviction positions coming into 2023.

1. Energy transition and healthcare innovation will lead the market over the coming years
2. Technology will not

Clearly, neither of these positions have benefitted our clients year to date and that makes for uncomfortable levels of underperformance. Are we wrong, or just early?

Regarding technology (and the closely correlated parts of communication services), which are more than 25% of the ACWI benchmark combined, it is worth considering the starting point for their year-to-date outperformance. Though inflated valuation multiples and unrealistic earnings expectations had us substantially underweight these stocks, it is fair to say that both sectors were weaker than we had expected in Q4 2022—as interest rate expectations were ratcheted higher amid persistently strong inflation numbers. With the benefit of hindsight, this created a deeply oversold condition coming into 2023.

Whilst inflation has continued to run hot, developments in Silicon Valley and the broader banking sector have changed investor sensitivities to this markedly in Q1 2023. Real world financial conditions have tightened, and this has benefitted “Big Tech” in two ways: their relative scale and liquidity has become more prized and valuation multiples have been under less pressure on the belief that peak interest rates are closer at hand.

As shown in Chart 1 below, this allowed the technology sector to meaningfully decouple from other cyclical sectors in March.

**Chart 1: Technology has decoupled from other cyclical sectors**



Source: Bloomberg as at 31 March 2023

We think it probably makes sense to believe that peak rates are close at hand.

We are not sure that there is much to be gained by meaningfully increasing the defensiveness of the portfolio at this stage, with many investors already positioned for the US recession that the inverted US yield curve is once again predicting.

Instead, we continue to focus on looking for what happens after the slowdown. Rather than asking who enjoyed rising returns in the last decade, where will these be seen in the future? Despite our relative optimism on markets, we remain underweight tech and communication services. It is hard to have a pronounced cyclical recovery, in our view, without a preceding contraction and tech spending and digital advertising have arguably yet to see this to any meaningful extent. We are not sure where the incremental demand comes from in many of these areas. After a decade of boom times and although AI may be a ray of hope, we doubt spending here will be large enough to counter the headwinds in other areas.

By way of contrast, energy spending has been depressed for much of the last 10 years and travel-related demand was effectively zeroed by COVID-19. Both areas remain well represented within our portfolio—through stocks such as **Schlumberger N.V.**, **KBR, Inc.**, **Samsonite International S.A.** and **Booking Holdings Inc.**

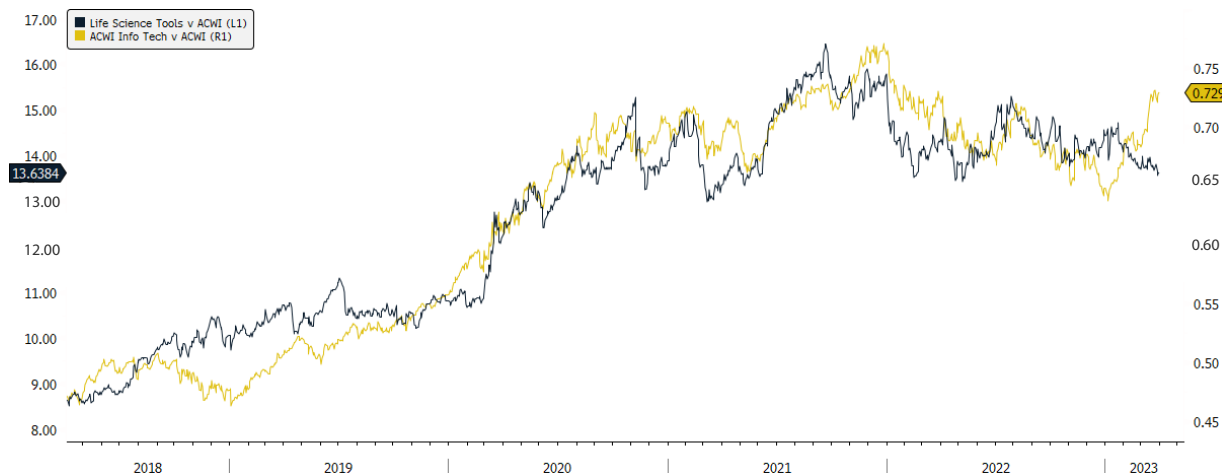
Turning to our other main problem child in recent months—healthcare—we have had too much of it and the wrong stocks year to date. If 2022 was all about defensive value (Big Pharma, managed care and distributors), 2023 has seen a significant reversal, with healthcare equipment (medtech) leading. The case for a rebound here looks solid as surgical procedure demand rises with COVID-related headwinds dissipating. This has worked to the benefit of **Masimo Corporation**, **Koninklijke Philips N.V.** and within the portfolio but not (yet?) for other stocks with similar exposures, such as **Encompass Health Corporation** and **AdaptHealth Corporation**. We expect the picture for these stocks to improve from here as uncertainties around reimbursement (**Encompass Health Corporation**) and management execution (**AdaptHealth Corporation**) start to clear. Adapt's biggest suppliers (including **Abbott**) continue to enjoy strong demand, and Adapt "just" have to deliver this growth in a more cost contained manner.

Patience is also required with our holdings in Life Sciences and Tools (**Danaher Corporation** & **Bio-Techne Corporation**). **Abbott Laboratories'** large diagnostics business has seen them tarred with the same brush too. For a long time, the fate of these stocks has been closely correlated with that of tech (which makes some sense, as both rely on customer funding and confidence).

*Any reference to a particular security is purely for illustrative purpose only and does not constitute a recommendation to buy, sell or hold any security. Nor should it be relied upon as financial advice in any way.*

Whilst confidence has seemingly been restored in tech spending, the overhang created by bumper life sciences spending during COVID-19 times means that it may take longer for these companies to perform (Chart 2). When it does, **Danaher Corporation** may once again be capable of delivering organic revenue growth of 7-8% (with growth at **Bio-Techne Corporation** considerably faster). We are not deluding ourselves that demand here has no sensitivity to events in Silicon Valley or thinking that delivering life-saving science somehow makes them bullet proof. We are, however, convinced that demand growth will come through and become increasingly evident in the second half of 2023 (just as other parts of the economy potentially start to slow).

**Chart 2: Life science companies vs. technology**



Source: Bloomberg as at 30 April 2023

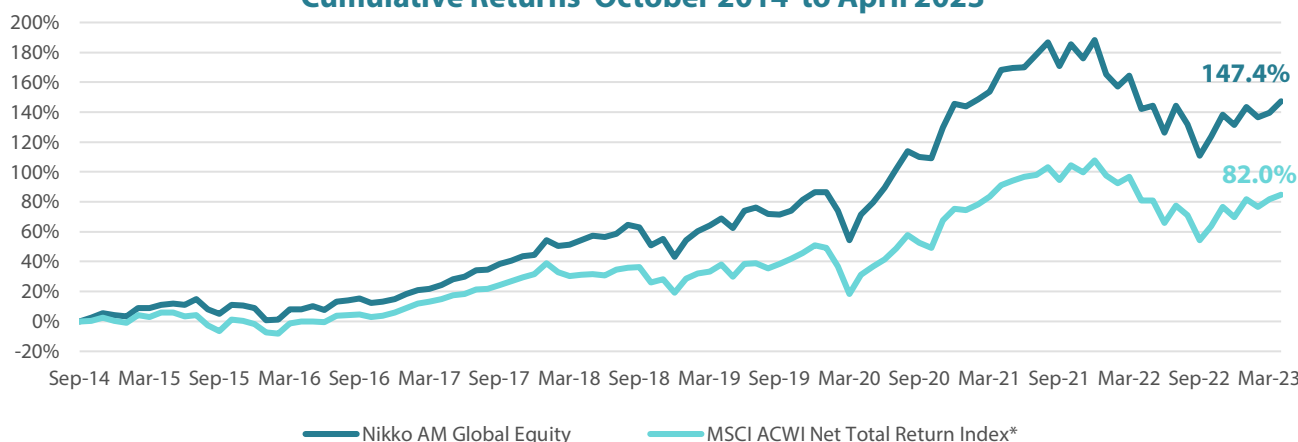
In conclusion, at times of stress, we believe that it makes sense for investors to reach for something that has recently provided comfort. Our view is that that is exactly what we have seen in Q1, as banking stock volatility (to which we had no direct exposure) has led investors back into the technology sector. Q1 is now behind us though and is often a time of the year characterised by mean reversion such as we saw in 2022.

The worst thing that we could do is to overreact to the underperformance that our clients have endured in Q1—especially when we fundamentally believe that market leadership in the coming years will look very different to that seen in the years of abundant liquidity. In addition to the industry-specific themes noted above, we are also becoming more confident that emerging markets (EM) will fare relatively well in the coming years and we have been adding to the fund’s exposure there. In our view, EM current accounts are in better shape than in previous cycles, they are less exposed to a potential unwinding in private equity markets and their demographics remain supportive.

*Any reference to a particular security is purely for illustrative purpose only and does not constitute a recommendation to buy, sell or hold any security. Nor should it be relied upon as financial advice in any way.*

## Global Equity strategy composite performance to April 2023

Cumulative Returns October 2014 to April 2023



Gross Annualised Returns (USD) %	1 year	2 Years	3 years	5 years	Since Inception
Global Equity Strategy Composite	2.12	-3.94	13.02	9.89	11.13
MSCI ACWI Net Total Return Index *	2.06	-1.76	12.04	7.03	7.40
<b>Active Return</b>	<b>0.06</b>	<b>-2.18</b>	<b>0.98</b>	<b>2.86</b>	<b>3.73</b>

Past performance is not a guide to future returns.

\*The benchmark for this composite is MSCI ACWI Net Total Return Index. The benchmark was the MSCI ACWI ex AU since inception of the composite to 31 March 2016. Inception date for the composite is 01 October 2014.

Returns are based on Nikko AM's (hereafter referred to as the "Firm") Global Equity Strategy Composite returns. Returns for periods in excess of 1 year are annualised. The Firm claims compliance with the Global Investment Performance Standards (GIPS®) and has prepared and presented this report in compliance with the GIPS. GIPS® is a registered trademark of CFA Institute. CFA Institute does not endorse or promote this organization, nor does it warrant the accuracy or quality of the content contained herein. Returns are US Dollar based and are calculated gross of advisory and management fees, custodial fees and withholding taxes, but are net of transaction costs and include reinvestment of dividends and interest. Copyright © MSCI Inc. The copyright and intellectual rights to the index displayed above are the sole property of the index provider. Any comparison to a reference index or benchmark may have material inherent limitations and therefore should not be relied upon. To obtain a GIPS Composite Report, please contact GIPS\_inquiry@nikkoam.com. Data as of 30 April 2023.

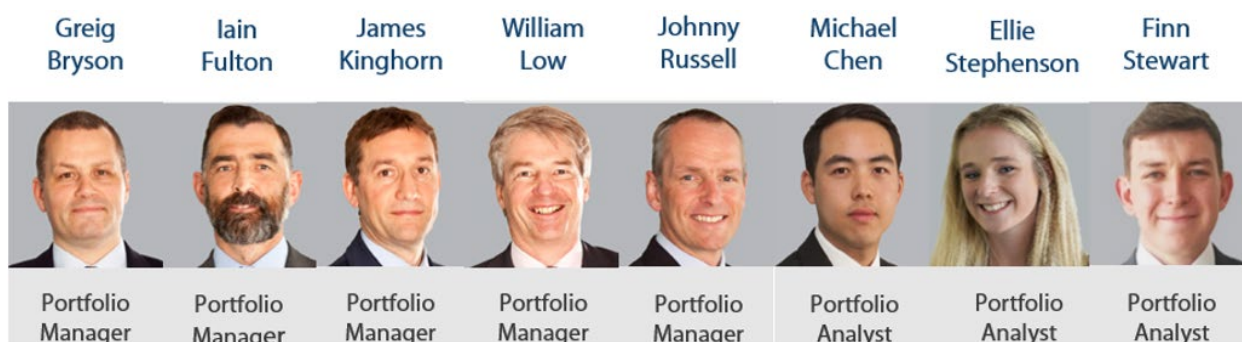
## Nikko AM Global Equity: Capability profile and available vehicles (as at April 2023)

<b>Available strategies</b>	Global ACWI, Global EAFE, Global Developed, Global ex specific country, Sharia, Dividend	
<b>Available vehicles</b>	UCITS-SICAV, Country domiciled mutual funds, unit trusts, investment trusts and segregated accounts	
<b>Key Features of Global ACWI</b>	<b>Current Positioning</b>	<b>Guidelines</b>
<b>Investment Objective</b>	+3% vs MSCI AC World	
<b>No. of holdings</b>	43	40-50
<b>Active share</b>	91.86%	90-95%
<b>Cash</b>	3.23%	0-3%

Target return is an expected level of return based on certain assumptions and/or simulations taking into account the strategy's risk components. There can be no assurance that any stated investment objective, including target return, will be achieved and therefore should not be relied upon. Any comparison to a reference index or benchmark may have material inherent limitations and therefore should not be relied upon.

Past performance is not indicative of future performance. This is provided as supplementary information to the performance reports prepared and presented in compliance with the Global Investment Performance Standards (GIPS®). GIPS® is a registered trademark of CFA Institute. Nikko AM Representative Global Equity account. Source: Nikko AM, FactSet.

## Nikko AM Global Equity Team



This Edinburgh based team provides solutions for clients seeking global exposure. Their unique approach, a combination of Experience, Future Quality and Execution, means they are continually “joining the dots” across geographies, sectors and companies, to find the opportunities that others simply don’t see.

There are four key areas that make our strategy different:

- a focus on **Future Quality** companies – a different and clear philosophy
- a distinctive team **culture** – a tight-knit team with a process built on openness and respect
- unique **execution**, including rigorous team challenge of every idea
- differentiated **portfolios**, with a strong track record in stock-picking and ESG integration

### Future Quality companies

We believe that companies with superior long-term returns on investment will deliver better performance. We call these Future Quality companies, and it is only these companies that make it into client portfolios. We search for Future Quality through analysis and financial modelling of companies that we expect to deliver over the next five years, and beyond. This approach is supported by academic evidence that businesses with high and improving returns on invested capital provide superior compound performance over the long term. With this investment time horizon, the sustainability of returns is a crucial ingredient of our Future Quality approach. We have found that companies developing solutions to ESG issues and management teams providing value to all stakeholders are more likely to be successful at sustaining high returns on invested capital over the long-term.

### Distinctive team structure and culture

We believe that our collective knowledge and experience are powerful tools for delivering investment performance. Since 2011, we have operated a team-based approach to uncovering Future Quality investment ideas and have fostered a strong group dynamic. Individually, each Portfolio Manager is an expert investor with a broad skillset and experience of many market cycles.

We work in a flat structure, where all our Portfolio Managers have a dual role that combines investment analysis and investment management responsibilities. With individual analytical coverage split along industry lines, each Portfolio Manager is a specialist in the stocks and sectors they cover.

We all actively challenge the ideas and analysis of colleagues throughout the investment process, in an open atmosphere of vigorous and constructive debate. Portfolio Analysts work alongside Portfolio Managers, typically researching thematic trends that could influence and uncover future investment opportunities.

We take collective responsibility for approving stocks for the portfolio, and therefore there is joint accountability for performance. As such, it is in everyone’s interest to ensure that the investment analysis is thorough and that no stone is left unturned in the search for Future Quality.

We believe that the broad experience of our Portfolio Managers and distinctive team-based approach that sees everyone contributing to the strategy, increases the probability of successfully uncovering Future Quality.

## Unique execution

Our tight-knit team approach and flat structure enable us to execute in a transparent way, including a rigorous team challenge of every idea. By using our strict Future Quality standards, we can identify long-term winners from the broader universe, to narrow down a comprehensive watch list and around 100 deep dive researched ideas. This is within a unique framework of individual accountability for the underlying analysis and company research, combined with the collective challenging of assumptions at the team level. Our proprietary ranking tool creates a disciplined process to compare and rank attractive opportunities and ensures that at the portfolio construction phase, only our best-ranked ideas receive the most committed weights in client portfolios. We believe our culture is key, and the collective ownership of our research process brings the best portfolio outcomes for clients.

## Differentiated portfolios

We deliver a high-conviction Global Equity strategy for clients that is not constrained by benchmarks. As such, Future Quality can be sourced from listed businesses across any geography or sector. And, in a world awash with investment prospects, our disciplined, accountable and transparent process helps us to focus solely on building portfolios from companies that best meet our specific Future Quality criteria.

In terms of balancing risk and reward, our track record shows that we consistently deliver attractive returns on a lower risk-adjusted basis compared with peers and the global reference benchmark. The high active share and concentrated number of holdings help ensure that our Future Quality stock-selection process delivers differentiated portfolios.

## Risks

**Emerging markets risk** - the risk arising from political and institutional factors which make investments in emerging markets less liquid and subject to potential difficulties in dealing, settlement, accounting and custody.

**Currency risk** - this exists when the strategy invests in assets denominated in a different currency. A devaluation of the asset's currency relative to the currency of the strategy will lead to a reduction in the value of the strategy.

**Operational risk** - due to issues such as natural disasters, technical problems and fraud.

**Liquidity risk** - investments that could have a lower level of liquidity due to (extreme) market conditions or issuer-specific factors and or large redemptions of shareholders. Liquidity risk is the risk that a position in the portfolio cannot be sold, liquidated or closed at limited cost in an adequately short time frame as required to meet liabilities of the Strategy.

**UN SDG Risk:** In the event the degree of positive impact towards the UN SDGs of a company and/or its technology changes resulting in the Investment Manager having to sell the security, neither the Sub-Fund, the Investment Manager, Management Company nor the Investment Adviser accepts liability in relation to such change.

**Sustainability risk** – The risk arising from any environmental, social or governance events or conditions that, were they to occur, could cause material negative impact on the value of the investment.

Specific sustainability risk can vary for each product and asset class and include but are not limited to: Transition Risk, Physical Risk, Social Risk and Governance Risk.

**Important information:** This document is prepared by Nikko Asset Management Co., Ltd. and/or its affiliates (Nikko AM) and is for distribution only under such circumstances as may be permitted by applicable laws. This document does not constitute personal investment advice or a personal recommendation and it does not consider in any way the objectives, financial situation or needs of any recipients. All recipients are recommended to consult with their independent tax, financial and legal advisers prior to any investment.

This document is for information purposes only and is not intended to be an offer, or a solicitation of an offer, to buy or sell any investments or participate in any trading strategy. Moreover, the information in this document will not affect Nikko AM's investment strategy in any way. The information and opinions in this document have been derived from or reached from sources believed in good faith to be reliable but have not been independently verified. Nikko AM makes no guarantee, representation or warranty, express or implied, and accepts no responsibility or liability for the accuracy or completeness of this document. No reliance should be placed on any assumptions, forecasts, projections, estimates or prospects contained within this document. This document should not be regarded by recipients as a substitute for the exercise of their own judgment. Opinions stated in this document may change without notice.

In any investment, past performance is neither an indication nor guarantee of future performance and a loss of capital may occur. Estimates of future performance are based on assumptions that may not be realised. Investors should be able to withstand the loss of any principal investment. The mention of individual securities, sectors, regions or countries within this document does not imply a recommendation to buy or sell.

Nikko AM accepts no liability whatsoever for any loss or damage of any kind arising out of the use of all or any part of this document, provided that nothing herein excludes or restricts any liability of Nikko AM under applicable regulatory rules or requirements.

All information contained in this document is solely for the attention and use of the intended recipients. Any use beyond that intended by Nikko AM is strictly prohibited.

**Japan:** The information contained in this document pertaining specifically to the investment products is not directed at persons in Japan nor is it intended for distribution to persons in Japan. Registration Number: Director of the Kanto Local Finance Bureau (Financial Instruments firms) No. 368 Member Associations: The Investment Trusts Association, Japan/Japan Investment Advisers Association.

**United Kingdom:** This document is communicated by Nikko Asset Management Europe Ltd, which is authorised and regulated in the United Kingdom by the Financial Conduct Authority (the FCA) (FRN 122084). This document constitutes a financial promotion for the purposes of the Financial Services and Markets Act 2000 (as amended) (FSMA) and the rules of the FCA in the United Kingdom, and is directed at professional clients as defined in the FCA Handbook of Rules and Guidance.

**Luxembourg and Germany:** This document is communicated by Nikko Asset Management Luxembourg S.A., which is authorised and regulated in the Grand Duchy of Luxembourg by the Commission de Surveillance du Secteur Financier (the CSSF) as a management company authorised under Chapter 15 of the Law of 17 December 2010 (No S00000717) and as an alternative investment fund manager according to the Law of 12 July 2013 (No. A00002630).

**United States:** This document may not be duplicated, quoted, discussed or otherwise shared without prior consent. Any offering or distribution of a Fund in the United States may only be conducted via a licensed and registered broker-dealer or a duly qualified entity. Nikko Asset Management Americas, Inc. is a United States Registered Investment Adviser.

**Singapore:** This document is for information to institutional investors as defined in the Securities and Futures Act (Chapter 289), and intermediaries only. Nikko Asset Management Asia Limited (Co. Reg. No. 198202562H) is regulated by the Monetary Authority of Singapore.

**Hong Kong:** This document is for information to professional investors as defined in the Securities and Futures Ordinance, and intermediaries only. The contents of this document have not been reviewed by the Securities and Futures Commission or any regulatory authority in Hong Kong. Nikko Asset Management Hong Kong Limited is a licensed corporation in Hong Kong.

**New Zealand:** This document is issued in New Zealand by Nikko Asset Management New Zealand Limited (Company No. 606057, FSP22562). It is for the use of wholesale clients, researchers, licensed financial advisers and their authorised representatives only.

**Kingdom of Bahrain:** The document has not been approved by the Central Bank of Bahrain which takes no responsibility for its contents. No offer to the public to purchase the Strategy will be made in the Kingdom of Bahrain and this document is intended to be read by the addressee only and must not be passed to, issued to, or shown to the public generally.

**Kuwait:** This document is not for general circulation to the public in Kuwait. The Strategy has not been licensed for offering in Kuwait by the Kuwaiti Capital Markets Authority or any other relevant Kuwaiti government agency. The offering of the Strategy in Kuwait on the basis a private placement or public offering is, therefore, restricted in accordance with Decree Law No. 7 of 2010 and the bylaws thereto (as amended). No private or public offering of the Strategy is being made in Kuwait, and no agreement relating to the sale of the Strategy will be concluded in Kuwait. No marketing or solicitation or inducement activities are being used to offer or market the Strategy in Kuwait.

**Kingdom of Saudi Arabia:** This document is communicated by Nikko Asset Management Europe Ltd (Nikko AME), which is authorised and regulated by the Financial Services and Markets Act 2000 (as amended) (FSMA) and the rules of the Financial Conduct Authority (the FCA) in the United Kingdom (the FCA Rules). This document should not be reproduced, redistributed, or sent directly or indirectly to any other party or published in full or in part for any purpose whatsoever without a prior written permission from Nikko AME.

This document does not constitute investment advice or a personal recommendation and does not consider in any way the suitability or appropriateness of the subject matter for the individual circumstances of any recipient. In providing a person with this document, Nikko AME is not treating that person as a client for the purposes of the FCA Rules other than those relating to financial promotion and that person will not therefore benefit from any protections that would be available to such clients.

Nikko AME and its associates and/or its or their officers, directors or employees may have or have had positions or material interests, may at any time make purchases and/or sales as principal or agent, may provide or have provided corporate finance services to issuers or may provide or

have provided significant advice or investment services in any investments referred to in this document or in related investments. Relevant confidential information, if any, known within any company in the Nikko AM group or Sumitomo Mitsui Trust Holdings group and not available to Nikko AME because of regulations or internal procedure is not reflected in this document. The investments mentioned in this document may not be eligible for sale in some states or countries, and they may not be suitable for all types of investors.

**Oman:** The information contained in this document neither constitutes a public offer of securities in the Sultanate of Oman as contemplated by the Commercial companies law of Oman (Royal decree 4/74) or the Capital Markets Law of Oman (Royal Decree 80/98, nor does it constitute an offer to sell, or the solicitation of any offer to buy non-Omani securities in the Sultanate of Oman as contemplated by Article 139 of the Executive Regulations to the Capital Market law (issued by Decision No. 1/2009). This document is not intended to lead to the conclusion of any contract of whatsoever nature within the territory of the Sultanate of Oman.

**Qatar (excluding QFC):** The Strategies are only being offered to a limited number of investors who are willing and able to conduct an independent investigation of the risks involved in an investment in such Strategies. The document does not constitute an offer to the public and should not be reproduced, redistributed, or sent directly or indirectly to any other party or published in full or in part for any purpose whatsoever without a prior written permission from Nikko Asset Management Europe Ltd (Nikko AME). No transaction will be concluded in your jurisdiction and any inquiries regarding the Strategies should be made to Nikko AME.

**United Arab Emirates (excluding DIFC):** This document and the information contained herein, do not constitute, and is not intended to constitute, a public offer of securities in the United Arab Emirates and accordingly should not be construed as such. The Strategy is only being offered to a limited number of investors in the UAE who are (a) willing and able to conduct an independent investigation of the risks involved in an investment in such Strategy, and (b) upon their specific request.

The Strategy has not been approved by or licensed or registered with the UAE Central Bank, the Securities and Commodities Authority or any other relevant licensing authorities or governmental agencies in the UAE. This document is for the use of the named addressee only and should not be given or shown to any other person (other than employees, agents or consultants in connection with the addressee's consideration thereof).

No transaction will be concluded in the UAE and any inquiries regarding the Strategy should be made to Nikko Asset Management Europe Ltd.

**Republic of Korea:** This document is being provided for general information purposes only, and shall not, and under no circumstances is, to be construed as, an offering of financial investment products or services. Nikko AM is not making any representation with respect to the eligibility of any person to acquire any financial investment product or service. The offering and sale of any financial investment product is subject to the applicable regulations of the Republic of Korea. Any interests in a fund or collective investment scheme shall be sold after such fund is registered under the private placement registration regime in accordance with the applicable regulations of the Republic of Korea, and the offering of such registered fund shall be conducted only through a locally licensed distributor.